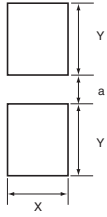


Surface Mount Type

■ Recommended Land Size (mm)



● Conductive polymer aluminum solid electrolytic capacitors

Size	X	Y	a
φ4	1.6	2.6	1.0
φ5	1.6	3.0	1.4
φ6.3	1.6	3.5	2.1
φ8	2.0	3.5	3.0
φ10	2.0	4.0	4.0

● Conductive polymer aluminum solid electrolytic capacitors Vibration Resistance Type (PCX, PCR)

Size	X	Y	a
φ6.3 × 8L	3.0	4.0	1.6
φ8 × 10.5L	4.3	5.3	2.0
φ10 × 10.5L	4.3	5.6	3.3
φ10 × 13.2L	4.3	5.6	3.3

● Conductive polymer hybrid aluminum electrolytic capacitors (GYA, GYB)

Size	X	Y	a
φ6.3	1.6	3.5	1.9
φ8	2.5	3.5	3.0
φ10	2.5	4.0	4.0

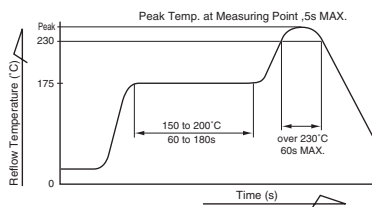
※ Please refer to page 25 about the FPCAP product spec.

■ Soldering by Reflow

● Table-1

Chip Type Conductive Polymer Aluminum Solid Electrolytic Capacitors ※

(PCF, PCJ, PCK, PCG, PCS, PCV, PCX, PCR)

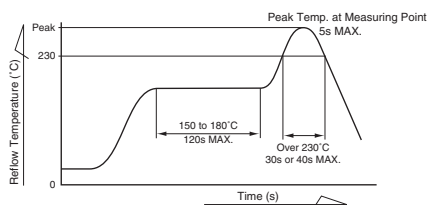


- Pre - heating shall be done at +150°C to 200°C and for 60 to 180 seconds.
- The duration for over +230°C temperature at capacitor surface shall not exceed 60 seconds.
- The standard temperature profile differs by every reflow method.
- Peak temp. +260°C or below : Reflow shall be done 1 cycle only.
- Peak temp. +250°C or below : Reflow shall be done within 2 cycles.
- Please make sure the parts have enough cooling down time between the first and second soldering process.
- The temperature at capacitor Top shall not exceed the peak temperature.
- Please contact us if capacitors are subject to the conditions other than the allowable range at reflow.

● Table-2

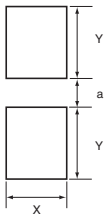
Conductive Polymer Hybrid Aluminum Electrolytic Capacitors

(GYA, GYB)



- Pre - heating shall be done at +150°C to 180°C and for 120 seconds.
- Peak temp. +260°C or below : Reflow shall be done 1 cycle only over +230°C shall not exceed 40 seconds.
- Peak temp. +250°C or below : Reflow shall be done within 2 cycles over +230°C shall not exceed 30 seconds.
- Please make sure the parts have enough cooling down time between the first and second soldering process.
- Please contact us if capacitors are subject to the conditions other than the allowable range at reflow.

Recommended Land Size



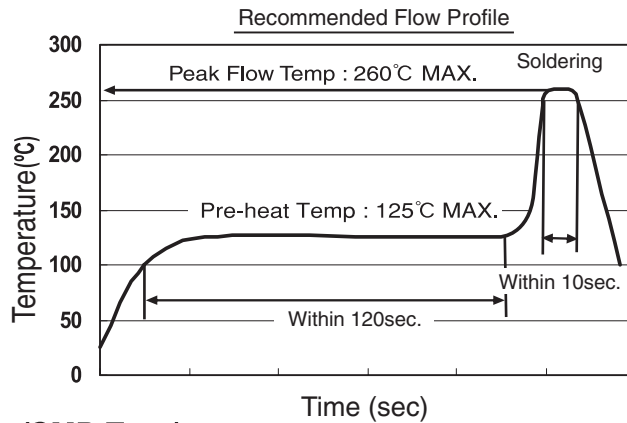
● Conductive polymer aluminum solid electrolytic capacitors
 RPS, RPA, RHS, RHA, RSS, RSA, RSB, RFS, RFA, RSL (mm)

Size	X	Y	a	
FPCAP	φ4	1.6	2.6	1.0
	φ5	1.6	3.0	1.4
	φ6.3	1.6	3.5	2.1
	φ8	1.9	4.2	2.8
	φ10	1.9	4.4	4.3

Lead free and RoHS directive compliant soldering requirements

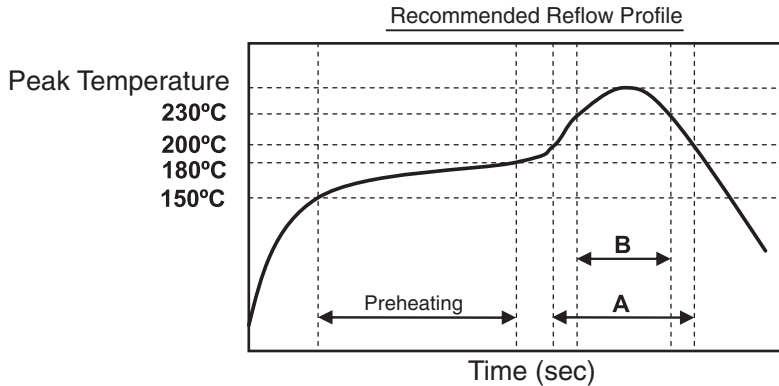
Flow Soldering(Radial Lead Type)

RNS, RR7, RR5, RL8, RE5, RS8, RF8, RNU, RNE, RNL, RS6, RHT



Reflow Soldering(SMD Type)

RPS, RPA, RHS, RHA, RSS, RSA, RSB, RFS, RFA, RSL



Item	Recommended Condition 1	Recommended Condition 2
Peak Temperature	260°C MAX.	250°C MAX.
Preheating	150°C to 180°C within 90 seconds	150°C to 180°C within 90 seconds
A	200°C and higher within 60 seconds	200°C and higher within 60 seconds
B	230°C and higher within 40 seconds	230°C and higher within 40 seconds
The Number of Reflow	Only 1 time	Twice or less